

Honeywell 2007 Treasure Hunt

Saturday April 14, 2007



Once upon a Time...
Word spread across the Land, of a Treasure
to be found by the misguided in their Vans...



Our Lady of Perpetual Help School/Glendale
7521 N. 57th Ave.
Glendale, Arizona 85301
623-931-7288

Serving Pre-school through 8th Grade
Call now to register for 2007-2008 School year

**Our Lady of Perpetual Help School is a Roman Catholic Community
empowering students with faith, values and education to make
the world a better place.**

TH2007 Treasure Hunt

Congratulations T. Hunter on completing the 2007 Honeywell Treasure Hunt! We want to thank you for your participation this year and hope you had an excellent night of fun! As always, we welcome you to our annual awards banquet to review our Hunt and see how each team fared.

We'll be recognizing our 1st, 2nd and 3rd place winners with appropriate individual Trophies based upon the best adjusted hunt times, taking into account the number of sites/receipts turned in and any penalties assessed. We will also have special recognition for our Last Place Team.

The 1st Place Team will get their names added to the Traveling Trophy and get to display the Trophy through the coming year. Having demonstrated their prowess in Hunting, our 1st Place Team becomes the TH2008 Committee and will have the honor and privilege of putting together our 2008 Hunt next Spring. Our participants come together each year in anticipation of a challenging and entertaining Hunt, and they recognize and appreciate the commitment and pride each Committee places in their responsibility. We're sure our 2008 Committee will do a great job!



Enjoy the banquet and prizes. Take a few minutes to vote on the best Sites of TH2007 and give some special attention for which site gets our Florist Grumpy recognition (hint - it's not the best site). There are voting forms at each table.

We want to thank our Sponsors this year for helping make the Hunt successful. We had sponsorship through advertisements and donations, each helping make our Hunt successful. Please honor our sponsors when you have the opportunity!

We're looking forward to our 2008 Hunt and hope to see each of you here with us again! Let others know about our annual event and see if they would like to join us! For ongoing news of the annual Treasure Hunt, you will be able to visit us at:
www.members.cox.net/floristgrumpy

TH2007 Teams:

Team 1 <u>Where's Dave</u> Bob Coffeen Will Klemovage Paul D'Mura Jamey Geer Julie Mirsky Marc Mirsky	Team 8 <u>Six Blind Mice</u> Jeff Shewmaker Mary Shewmaker Dave Day Gina Day Dana Day Nash Khatter	Team 15 <u>Yellow Squids</u> Eric Olson Nancy Olsen Dave Hardy Tom Kreusch Greg Carmichael Dawn Carmichael	Team 22 <u>Aussie Rules</u> John Morgan Kirsten Soto Andrew Soto Courtney Wolgar Rachael Ray Brian Ray
Team 2 <u>A Long Knight</u> Steve Belle Kourtney Belle Ron Procnier Monica Procnier Paul Wren Jenny Bondurant	Team 9 <u>Happily Ever After</u> Michael Lucia Kathy Lucia Mike Nelson Donna Nelson Balinda Strosnider Darren Strosnider	Team 16 <u>Six and the City</u> Mike Mead Dana Mead Dean Long Kathy Long Kevin Marshall Leah Pasco	Team 23 <u>Pirate Princesses</u> Maureen DeGrose Carol Davy Wanda Heeter Krista Calles Shelley Currier Sandy Carlson
Team 3 <u>Half Mac</u> Corey Schrogen Mike Gibbs D Von Burg John Bondurant Jennifer Szeto Victor Szeto	Team 10 <u>It's Just a Flesh Wound</u> Tim Bartz Tracy Lemieux-Bartz Greg Morse Jeannine Morse Barbara Zaborowski Roy Zaborowski	Team 17 <u>TBD</u> Ken Snodgrass Greg Schauder Nancy Schauder	Team 24 <u>Three Fairies and Their Godmothers</u> Karl Tauscher Tracy Tauscher Jeff Cathey Kim Cathey Rick Ridenour Lora Ridenour
Team 4 <u>Klingons Around Uranus</u> Ed Summers Terry Santiago Jayne Lewis Kerry Tanner Ralph Bergh Melissa Lane	Team 11 <u>Six Little Pigs Lost in Wonderland</u> Shelly Fendly Ryan Fendly Jill Thureau Payada Morris Tim Kiracofe Rob Atoon	Team 18 <u>Average Intelligence</u> Doug Kapler Pat Maneely Dona Maneely Paul Milanovich Rich Wilkinson Nan Wilkinson	Team 25 <u>For Fun</u> Melanie Merrill Robert Merrill Sandi Parmigiani Michelle Smith Scott Roderick Kathy Roderick
Team 5 <u>Wandering Band of Fools</u> Julie Novalesi Donald Schmitt Diana Lockwood Paul Zellner Jaynie Wilmoth	Team 12 <u>Team Savoca</u> Matt Savoca Doug Limbaugh Dennis Geary Tim King	Team 19 <u>Clueless</u> Bob Olson Maria Synder Yelena Skaggs Marceline Higuera	Team 26 <u>Chest Chasers</u> Ray Given Neale Louthain Frank Carreras Steve Estrada Matthew Gutekanst Charlie Parsons
Team 6 <u>Crotchety Crusaders</u> Keith Pischke Ed Skutecki Bob Bowie Doug Endiud Dave Harshbeger Marion Netherton	Team 13 <u>Octogorgon</u> Iris Rundle Marc Gontenbein Carlos Gameros Rich Wendeltd Pete Mark	Team 20 <u>The Swashbucklers</u> Mitch Meldrum Kevin Lewis Roxanna Lewis Gary Teskey Londi McCready	Team 27 <u>TBD</u> Mike Sicz William Kellogg Patty Kuzia Ed Kuzia TBD
Team 7 <u>Mike & the L3's</u> Mike Kroeger Cory McCormick Pete Bobrowitz Paul Richards Courtney Holland John Fellows	Team 14 <u>Calico Jack's Crew</u> Tina Kontos Joe Tillman Sharon Tillman Andy Tillman Shelley Tillman Steve Brass	Team 21 <u>Fugawi</u> Anne Bogensberger Erik Bogensberger Isaack Diarra Jared Kipp Ziad Atallah	Team 28 <u>TBD</u> Chris Talbot TBD TBD TBD TBD

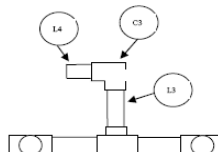
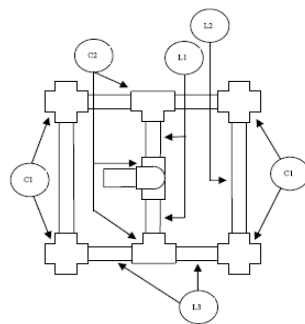
Things to Bring Lists:

REQUIRED ITEMS	OPTIONAL ITEMS
<ul style="list-style-type: none"> • Towels • Laptop PC with wireless (802.11 b/g) and Adobe Reader 6.0 or above • Headphones (as would be used with an I-pod or CD player) • Digital AM/FM Radio • Magnetic Compass • Brick • Mirror (less than 6 inches on at least one side - magic optional) • Flashlight (one for each member) • Lighter or Matches • Scissors (And don't you dare run with them) • We'll be watching!) • Periodic Table of Elements • Mu Device • Water for each member • Cell phone (charged) • Calculator • Pens, pencils or crayons • One non-poisoned apple • Bag of frozen lima beans • Signed release form 	<ul style="list-style-type: none"> • Canoe paddle • Aesop's Fables - The unabridged version • Swimsuit • Aspirin or other pain killer • Binoculars • Crown for a Burger King or Dairy Queen • Running Shoes • Magic Wand • Can of peas • Snacks • Work Gloves • Roll of quarters • Tape measure • Bread Crumbs • Band-Aids

Bag Items Provided

- Map
- Icon Sheet
- Receipt Envelope
- Start Clue
- PVC Fitting
- Half Text Paper
- Tax Form
- Sudoku Puzzle
- Sugar / Sweetener
- Morse Code Sheet
- Twine

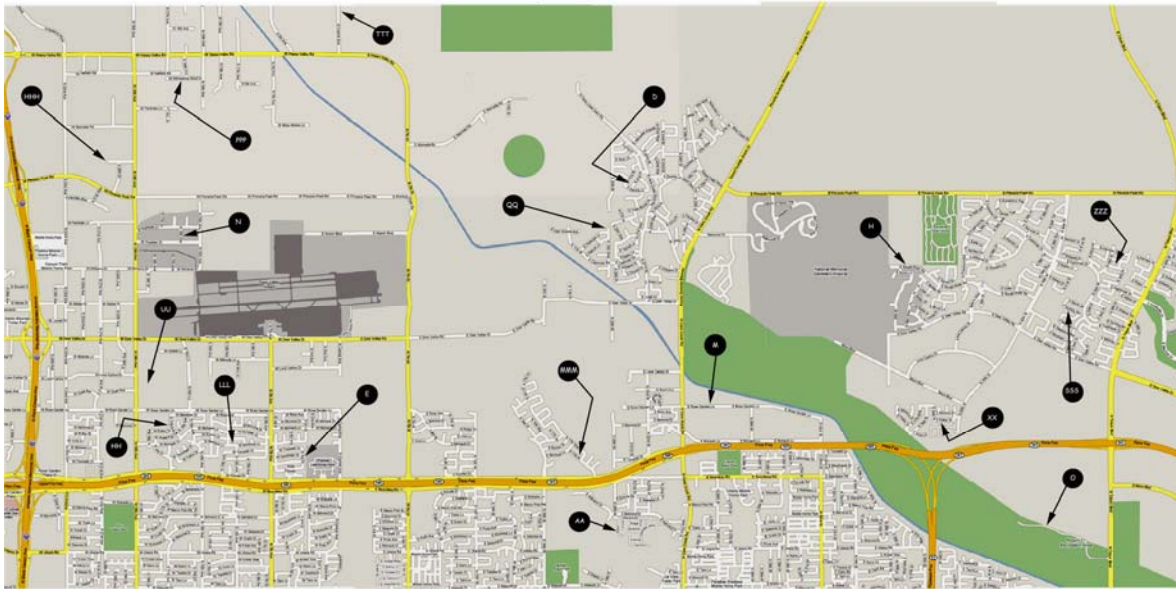
MU DEVICE



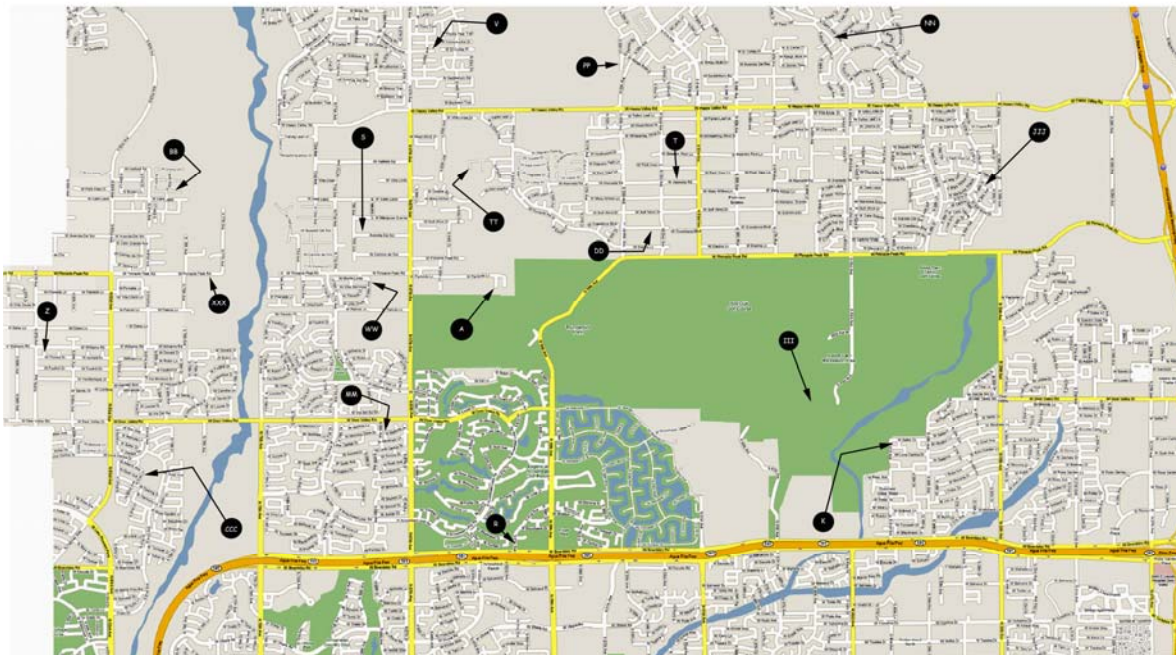
Code	Part Number or Home Depot SKU Number	Description	Length (in.)	Qty
L1	PVC40	1/2" dia. PVC Pipe	2.25 ± 0.1	2
L2	PVC40	1/2" dia. PVC Pipe	6.0 ± 0.1	2
L3	PVC40	1/2" dia. PVC Pipe	3.0 ± 0.1	5
L4	PVC40	1/2" dia. PVC Pipe	2.0 ± 0.1	1
C1	0 39923 13928 3	1/2" dia. Cross	NA	4
C2	0 12871 62331 8	1/2" dia. Tee	NA	3
C3	0 12871 62062 1	1/2" dia. 90° Elbow	NA	1

Hunt Maps

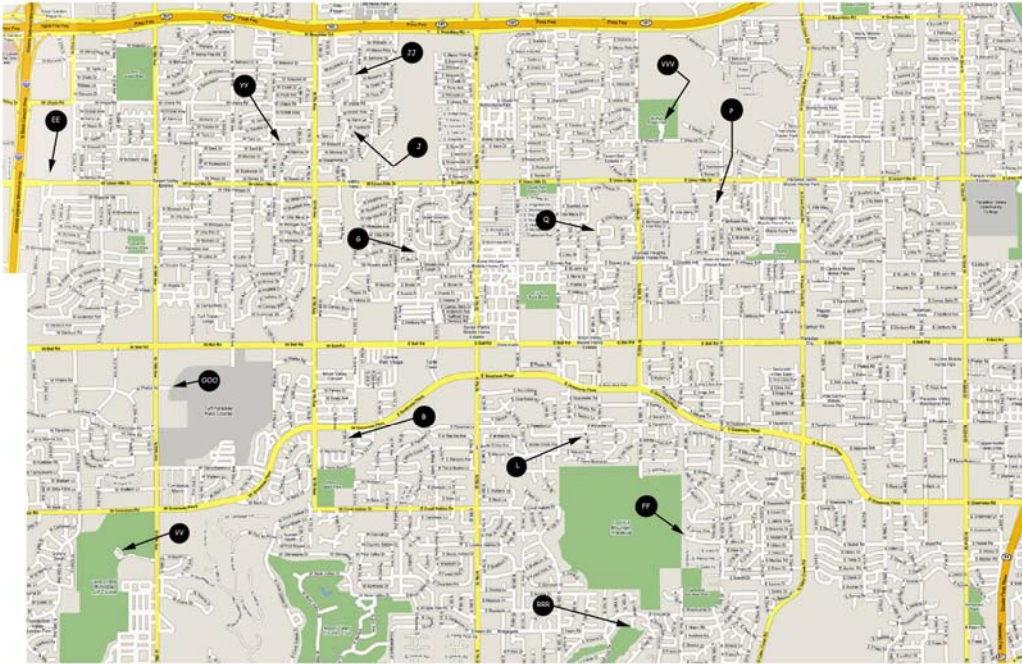
NE Quadrant



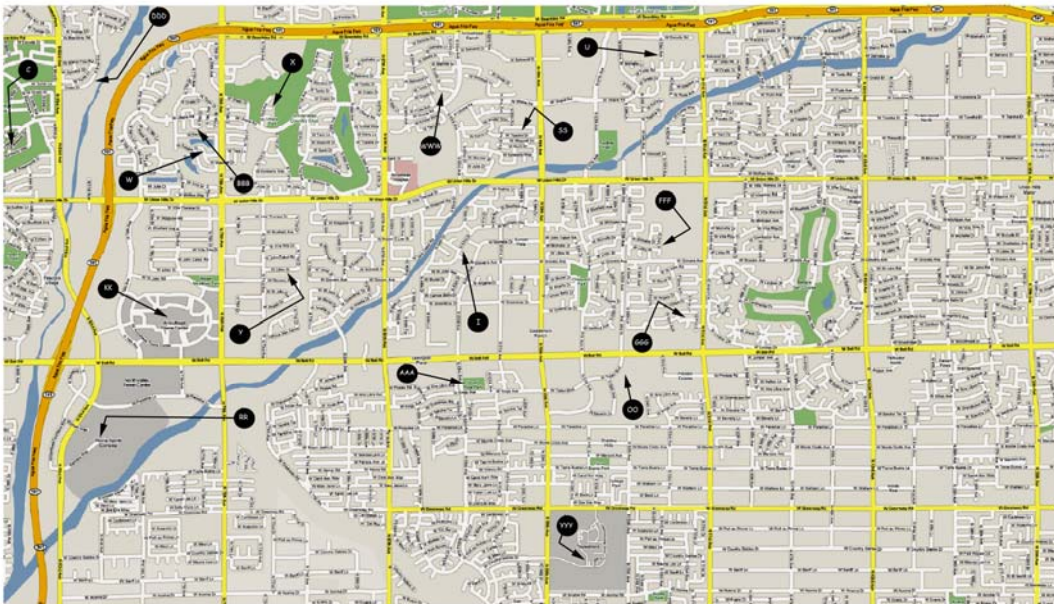
NW Quadrant



SE Quadrant

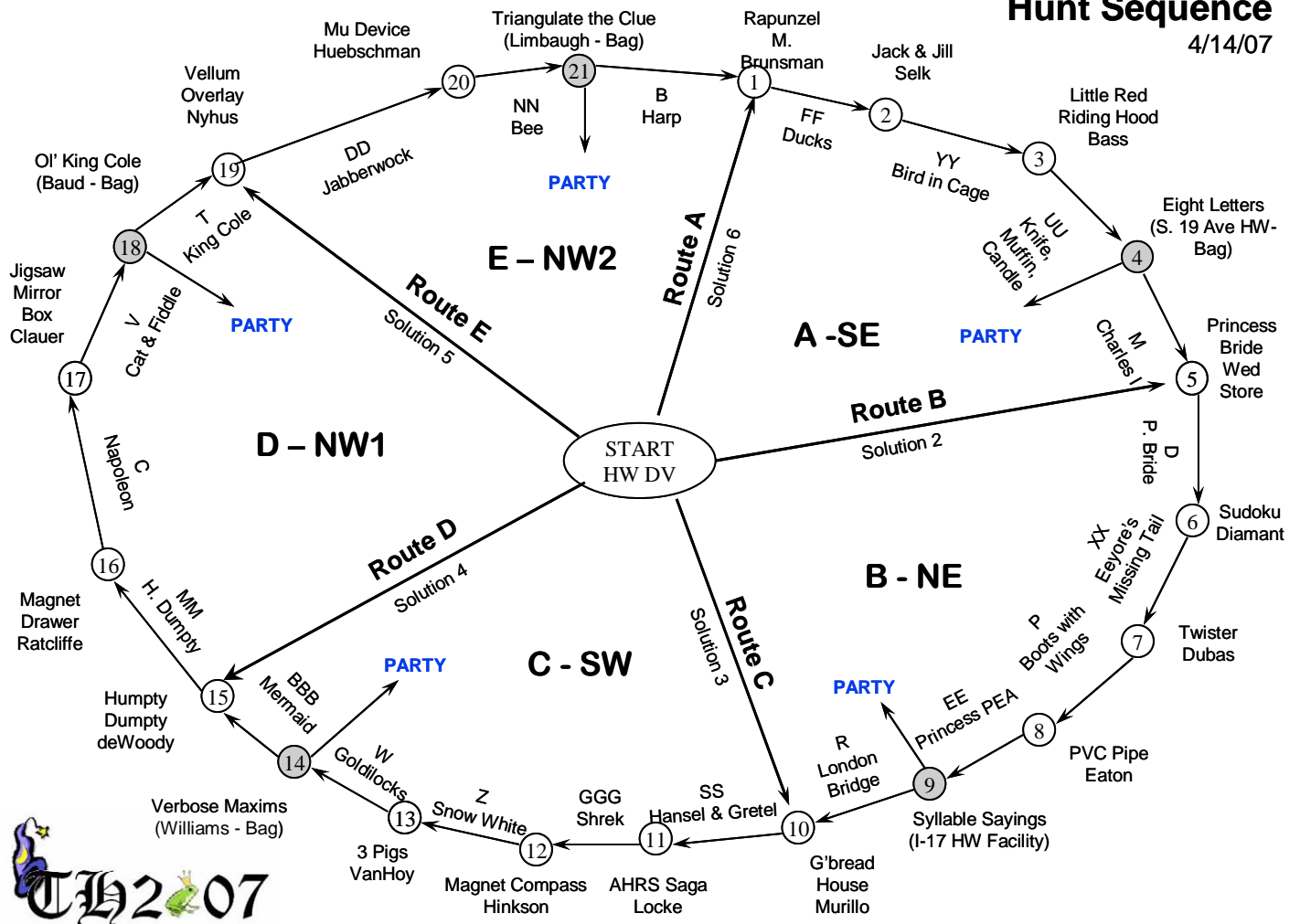


SW Quadrant



Hunt Sequence

4/14/07

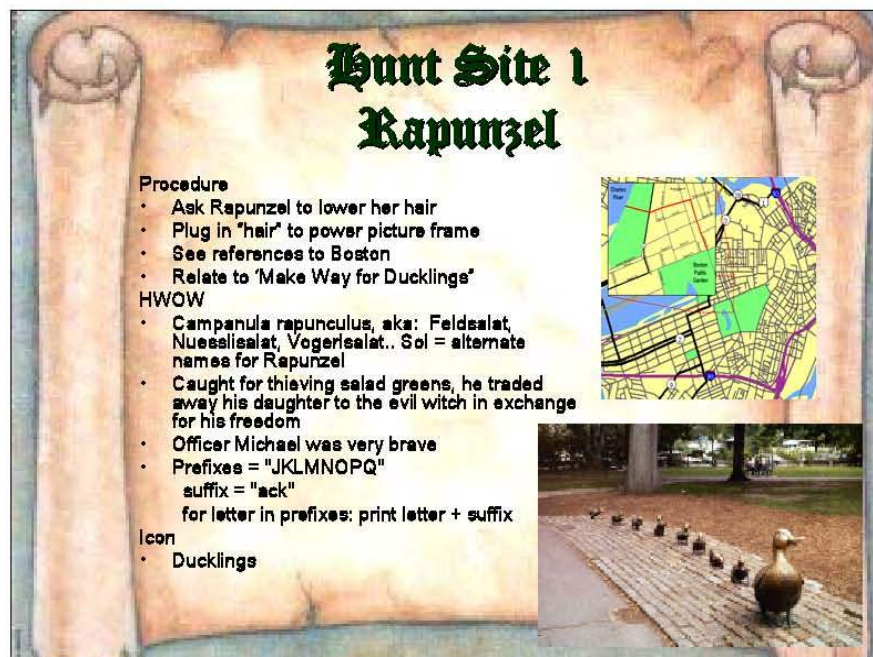


John Balzic
Owner

10802 N. 43RD AVE #2
GLENDALE, AZ 85304
P 602-548-4200
F 602-548-4204
john@mandjtrophies.com

Awards • Engraving & Sandblasting • Screenprinting • Embroidery

Big "Thanks" to John for his great prices and service on our Treasure Hunt shirts on several Hunts!



SITE 1: Rapunzel

FIND: This site is located at 16025 N 4th Dr (house owner is Mike Brunsman). From Greenway, go south on 3rd Avenue. Go West on Somerset Ave, then south on 4th Dr. The house is on the east side of the street. The stake is by the driveway. The site is located at the front of the house.

SOLVE: Team arrives at site to find a woman brushing her long, blond hair on the house's 2nd story balcony. They also see a table with an unplugged digital picture frame. The team must recognize that the woman is Rapunzel. They must call "Rapunzel, Rapunzel, let down your hair". She will then throw down the braid, which has an extension cord attached to it.

Once they plug in the picture frame, they will see a series of pictures scroll by, all dealing with Boston [Cheers sign, Cliff, Norm, Matt Damon as a Boston police officer from the movie "The Departed," a Boston patrolman badge, traffic cop and a traffic cop cartoon).

The solution is the children's story "Make Way for Ducklings" that has a Boston patrolman protecting 8 ducklings as they travel to their new home on the Charles River that takes place in Boston, with the icon of the statue of that story found in the Boston Commons, symbol (Icon FF).

Hunt Site 2 Jack & Jill

Procedure

- Go up the hill to fetch a pail of water
- Fill the bucket (quickly) to reveal clue
- Solves for "The Daisy" (HCA)

HWOW

- Good for blood purification, dispelling congealed and coagulated blood and for reducing the appearance of varicose veins
- Symbol of Queen Margherita
- The sun shines on me, and the forest kisses me - who is my friend?

Icon

- Bird in Cage

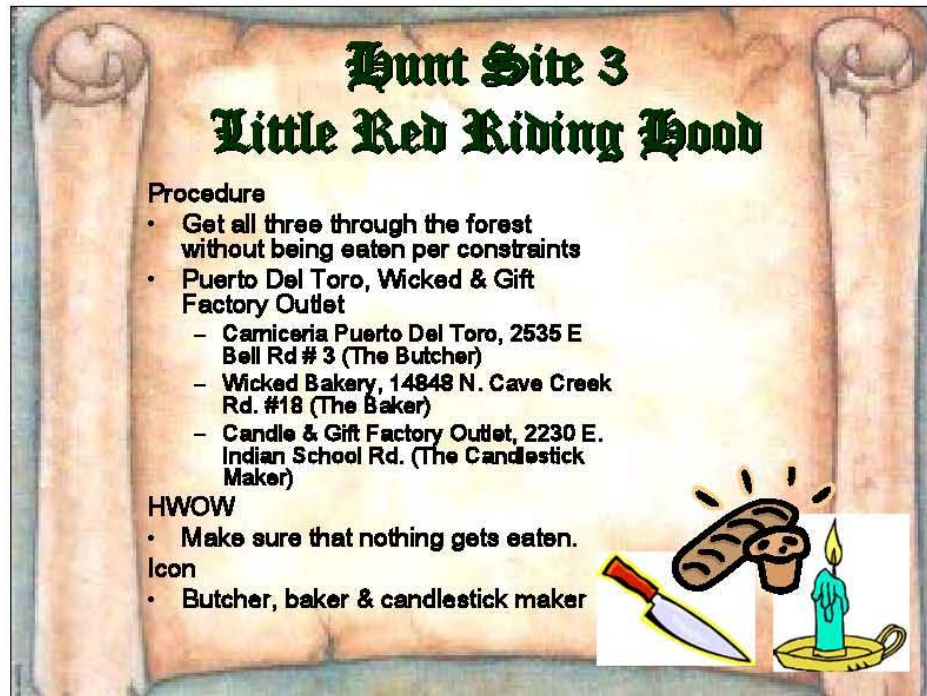



SITE 2: Jack and Jill

FIND: This site is located at 1910 E Hillery Dr (Lou Selk) and can be found by turning southbound on 20th St from Greenway Pkwy. Follow 20th St to Hillery Dr and turn right (westbound) onto Hillery Dr. Follow Hillery Dr to the end of the cul-de-sac and #1910.

SOLVE: This site is interactive. The team arrives at the site where they find a five gallon bucket containing a box with a hinged lid and a float attached. The top of the bucket is covered with chicken wire to prevent the team from opening the box. The bucket is sitting at the bottom of a long, inclined driveway. A smaller, empty bucket is sitting next to the five gallon bucket. The team is to take the smaller bucket and 'fetch a pail of water' from a large plastic trash can full of water at the top of the driveway. The team must fetch enough water to cause the float attached to the hinged lid of the box to raise and reveal its contents. The five gallon bucket has intentional leaks in the bottom so the teams must quickly fetch the water to outpace the leaking water. Once the box lid is lifted, a plastic daisy can be seen.

The solution is the Hans Christian Andersen's fairy tale, The Daisy and the icon is the Bird in the Cage (Icon YY).



SITE 3: Little Red Riding Hood

FIND - The site is located at 19004 N. 12th Drive (Patty Bass). From the 7th Ave and Union Hills intersection, go north 2 streets to Wescott Drive. Turn left onto Wescott Drive. The 4th street on the right (also the 2nd cul-de-sac) is 12th Drive. Turn right onto 12th Drive. The location is at the northwest corner of the cul-de-sac, #19004, following the arrows to the back yard.

SOLVE - This site is interactive. The team arrives, and is given a puzzle to solve called "Don't Get Eaten!" The team members are required to dress up as Grandma, Little Red Riding Hood, The Big Bad Wolf and a Picnic Basket.

If left alone, Little Red Riding Hood will eat the Picnic Basket. If left alone, the Big Bad Wolf will eat Little Red Riding Hood. Grandma has to get everything safely to the other side of the forest. Grandma can only take one item at a time "through the forest" and tries to make sure that nothing gets eaten while she is gone.

The solution is as follows: Grandma takes Red Riding Hood and returns with nothing, Grandma takes the Picnic Basket and returns with Red Riding Hood, Grandma takes the Big Bad Wolf and returns with nothing, and then Grandma brings Red Riding Hood to the other side.

When completed, the team is given a slip of paper with the following words: Puerto Del Toro, Wicked, and Gift Factory Outlet. The team should know that these names related to addresses of merchants that have been provided in the HWOW; a butcher, a baker and a candle shop.

The solution is **The Butcher, the Baker and The Candlestick Maker** with icon of **Butcher knife, loaf of bread, and candle (Icon UU)**.

Hunt Site 4 Eight Letters

Procedure


- Remove "e-i-g-h-t l-e-t-t-e-r-s" to reveal Jack Sprat
- King Charles I

HWOW

- Know who is being scorned.
- His constant disputes with the roundheads leads to the English Civil War and his execution.
- Charles and Henrietta didn't care for the Spanish.

Icon

- King Charles I



SITE 4: Delete Eight Letters Bag Clue

FIND: This site is located at the Deer Valley Honeywell Facility. The clue is near the credit union, on the west side of the main building. It is in a bag which can be found at the south end of the covered parking outside the Credit Union office.

SOLVE: This is a bag clue. You open your envelope to find a string of letters, and instructions to remove eight letters. If you literally delete the letters "E-I-G-H-T-L-E-T-T-E-R-S," the remaining letters will spell out "Jack Sprat." From your HWOW you should know that King Charles I was also known as Jack Sprat. An Icon with a picture of King Charles I will be on the Icon Sheet.

The solution is **Jack Sprat** with icon of **King Charles I** symbol (Icon M).

Hunt Site 5

Princess Bride

Procedure



- Recognize the scene from Princess Bride
- Wine, Goblets and Iocaine powder

HWOW

- Buttercup, Albino, Giant
- Cliffs of Insanity

Icon

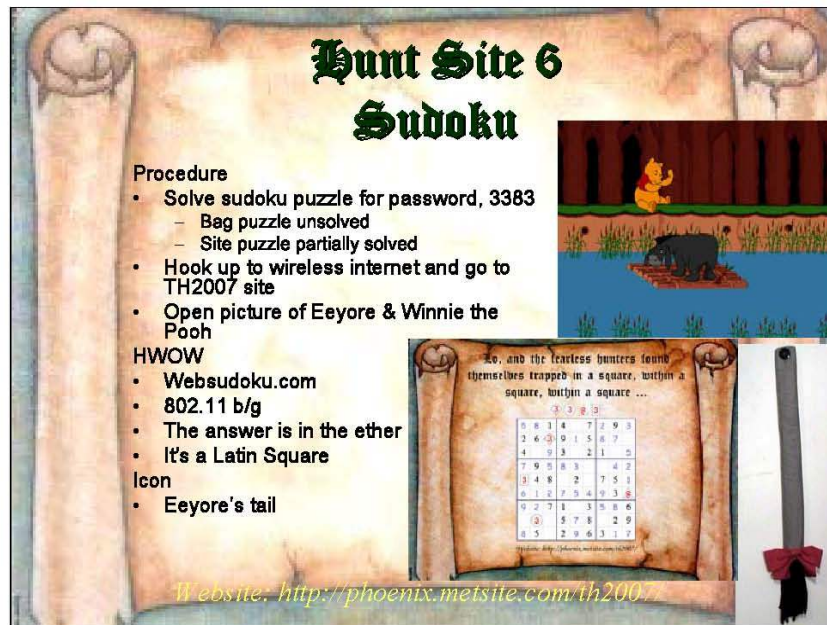
- "Have fun storming the castle!" (Miracle Max & Valerie)

SITE 5: Princess Bride

FIND The site is located at the Wedding Accessory Superstore, 21043 N. Cave Creek Road. Take Cave Creek Road south from Deer Valley Road (or north from Loop 101) to Rose Garden. Head east on Rose Garden for a few hundred yards – the marker will be on the left side of the road. Follow the arrows around the strip mall to get to the location, which is Suite A8.

SOLVE This site is a drive-by. The hunters will find in the storefront window a table set up with a pair of goblets, a bottle of wine and a seemingly empty test tube on the table. The test tube has a label that says "IOCAINE POWDER," which was an invisible deadly poison mentioned in the movie "The Princess Bride." The solution is **The Princess Bride** with icon of "**Have Fun Storming the Castle**" (**Icon D**).



SITE 6: Sudoku Puzzle

FIND: This site is located at 23431 N. 21st Street (Al Diamant). Taking Cave Creek Road northbound from Rose Garden (or Loop 101), cross over Deer Valley Road. Take the second left onto Mountain Gate Pass. Take Mountain Gate Pass until it ends, and turn right at the "T." Take the second left (not right!) onto Creedance Blvd. Make an immediate left onto 21st Place. Follow 21st Place until it ends, and turn right onto Electra Lane. Follow Electra Lane as it makes a 90 degree turn onto 21st Street. Follow the road to #23431 on the right side of the road.

SOLVE: This site is interactive. The team will find a poster on the door displaying a partially completed Sudoku puzzle that has four symbols: a circle, a diamond, a rectangle and a triangle. The puzzle resembles the Sudoku puzzle that was put in their bag, but has more squares filled in. When the team solves for the number symbols and puts them in order on the top of the page, they will get the number "3383." What are they supposed to do with that?

The observant hunters will notice the TH2007 website located at the bottom of the poster on the garage. If they turn on their laptop computer, they will find an open wireless connection to "TH2007_Hunters". Using the available network, if they go to the TH2007 website they will find that it has changed, and now has a big "PRESS ME!" button. If they press the button, they will be prompted for a password to a .PDF file. Entering "3383" for the password will show them a picture of Winnie the Pooh and Eeyore. Eeyore is missing his tail, as usual.

The solution is **Eeyore's Missing Tail** which is icon (**Icon XX**).

Hunt Site 7 Twister

Procedure

- Find "twister" cube and sign "Custom Home Building by Jack"
- Push and hold buttons for all items in the house that Jack built, but no more
- Use phone jack to hear Shoo Fly song

HWOW

- Know your Jacks (Sol = This is the House that Jack Built)
- Toll Brothers, Del Webb, Richmond American
- Hope he didn't build yours.
- Be sure to take inventory at Jack's house
- 0823405486

Icon

- Winged shoes





SITE 7: Twister

FIND: This site is located at 3833 E. Potter Dr. and can be found by taking the Cave Creek exit, northbound off the Loop 101. Take Cave Creek to Pinnacle Peak Rd and turn right (eastbound). Follow Pinnacle Peak to 40th Street and turn right (southbound). Take 40th street past Deer Valley road and turn right (westbound) on E. Potter Dr. Take a left at the T. Follow this road to #3833.

SOLVE: This site is interactive. The team arrives at the site where they find a metal box with buttons on each side. The buttons are labeled with a variety of words. A sign with "Custom Home Building by Jack" is visible at the site. The team is to recognize that some of the labels on the box correspond to the items in the poem "This is the House that Jack Built" and that a hole for a headphone jack is in place of one of the buttons on the box. The team is to insert headphones into the jack and press all the buttons corresponding to the poem. When all the buttons are pushed, the song "Shoo-fly" will be heard through the headphones. The correct buttons are Rat, Cat, Dog, Malt, Horn, Maiden, Cow, Man, Priest, Cock, Farmer and Corn.

The solution is the song "**Shoo-fly**" and the icon is the **Boots with Wings (Icon P)**.

Hunt Site 8 PEA & C Pipe

Procedure


- Assemble PVC pipes to match characters and stories
- Create P, E & A, as in Princess and the...

HWOW

- Sheet Music for Muffin Man
- No Rest for the Wicked (Sol = Web comic based on Princess and Pea)
- Fly southward along the summer Milky Way into the summer triangle (Sol = Constellation Cygnus (Swan))
- What would a cow do with a dog? (Sol = Line from Farmer in the Dell, "The cow takes a dog")
- When Johnny comes Marching Home (Sol = same tune for The Ants go Marching. Picture of ant corresponds to picture of thumb (The ants go marching one by one, The little one stops to suck his thumb).)
- Nineteen, twenty, I've had plenty (Sol = Last line from 1,2 Buckle my Shoe. Picture of shoe corresponds to 1,2. Door corresponds to 3,4.)
- Formed from a circumterrestrial disk of debris generated by a giant impact? I think not. (Sol = The Moon fairy tale offers explanation of moon's origin (by Brother's Grimm))

Icon

- Princess and the Pea



SITE 8: PVC Piping

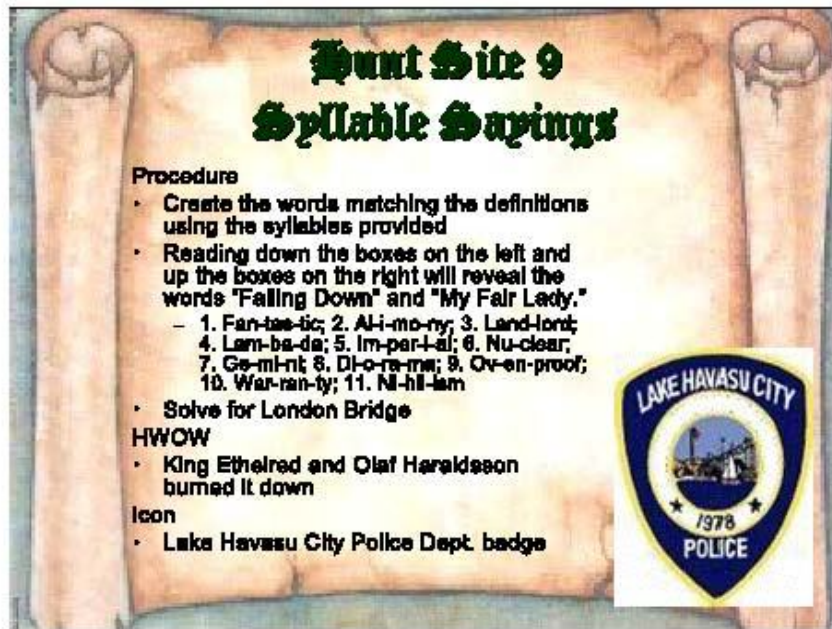
FIND: This site is located at 1973 E. Bluefield and is south of Union Hills between 16th St and Cave Creek Rd. Turn southbound onto 20th St off of Union Hills. Follow 20th St to E. Bluefield Ave and turn right (westbound). The house is located on the corner of 20th St and Bluefield Ave.

SOLVE: This site is interactive. The team arrives at the site where they find pieces of PVC piping with picture or words at the end of each segment of pipe. The team is to fit the piping together by associating the correct pictures and/or words together. The correct end connections are:

Muffin Man – Drury Lane
 Tortoise – Hare
 Goldilocks – Three Bears
 Snow White - Seven Dwarfs
 Farmer – Dell
 Ugly Duck – Swan
 Ants – Thumb
 1,2 – Shoe Buckle
 Moon – Oak Tree – Ghost
 3,4 – Door

When the piping is assembled, the letters P, E and A are formed to spell the word “pea.”

The solution is the fairy tale, “Princess and the Pea” and the icon is the Mattresses with the Princess on top (Icon EE).

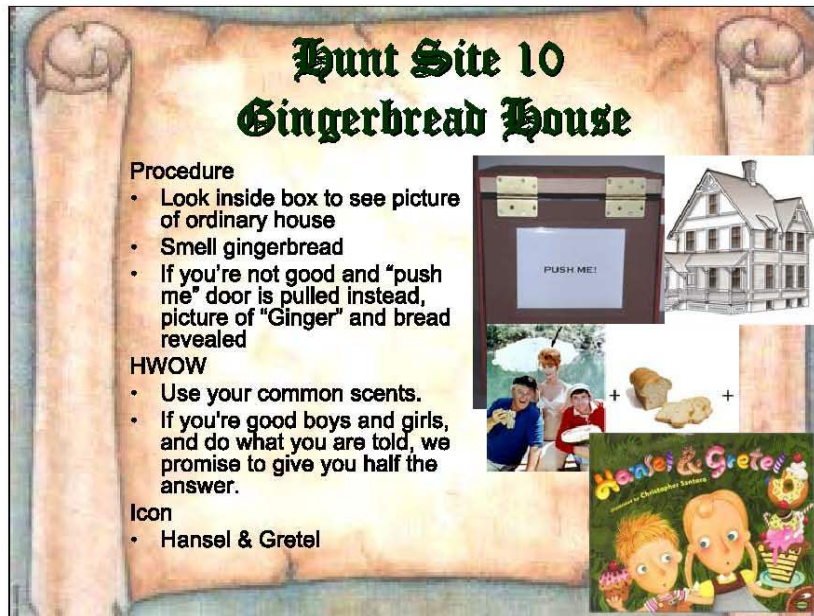


SITE 9: Syllable Savings

FIND: This site is located at the HPS Honeywell Facility at I-17 and Union Hills Dr. Drive back into the parking lot toward the main building. The bag can be found at the covered bus stop in small drive-through near the large fountain.

SOLVE: This is a bag clue. The team opens the envelope to find a puzzle with a "pick list" of syllables at the top. Filling in the words from the definitions, the words are: 1. Fan-tas-tic; 2. Al-i-mo-ny; 3. Land-lord; 4. Lam-ba-da; 5. Im-per-i-al; 6. Nu-clear; 7. Ge-mi-ni; 8. Di-o-ra-ma; 9. Ov-en-proof; 10. War-ran-ty; 11. Ni-hil-ism. Reading down the boxes on the left and up the boxes on the right will reveal the words "Falling Down" and "My Fair Lady." This should lead you to think of "London Bridge," which was sold to the city of Lake Havasu City, Arizona, some years ago. There is an icon of a Lake Havasu City police department badge on the icon sheet.

The solution is **London Bridge**, with icon of **Lake Havasu City police dept badge symbol (Icon R)**.



SITE 10: Gingerbread House

FIND: The site is located at 20215 N. 61st Ave. (Ana Murillo). Take the Loop 101 West to the 59th Ave. exit. Stay right to get onto the access road (Beardsley Rd.), and take first left onto 61st Ave. The location is on the right side at #20215.

SOLVE: This is an interactive site. The team arrives to find a wooden box with a swinging door that has a sign in front that says, "PUSH ME!" After pushing the door, the team will find a black push-button that also says, "PUSH ME!" Pushing the button lights up a picture of an ordinary house on the back of the box.

Observant hunters should notice the fragrance of gingerbread when they open the front panel. If they don't notice that, they have also been told in a HWOW clue that "If you're good boys and girls, and do what you are told, we promise to give you half the answer." If they are bad boys and girls, and do the opposite of what they are told, they will pull on the door and see a picture of Ginger from Gilligan's Island and a loaf of bread. $\text{Ginger} + \text{Bread} + \text{House} = \text{Gingerbread House}$.

The solution is **Gingerbread House** with icon of **Hansel and Gretel (Icon SS)**.

Hunt Site 11

Shrek (AHR\$ Saga)

Procedure


- Solve the equation for how many going to St. Ives (96.5)
- Tune FM radio for message
 - Morse gives you phone #
 - Or, you can wait for the narrator to decode for you (602-436-8736)
 - Call the number to hear the AHR\$ saga with music from Shrek 2 in background (Accidentally In Love) and "hairball" sound bite at the end

HWOW

- Have you seen the streets of Far Far Away?
- Antonio = PIB (Puss In Boots)

Icon

- Shrek 2



$$\left[\left(\text{cats}^2 - (\text{sack}^2 + \text{wives} + \text{man}) \right) \left[\left(\frac{\text{sack}}{\text{wives}} \right) \text{cat} + (\text{wives} + \text{man} + \text{kitten}) \right] + \left[(\text{wives} + \text{cat} + \text{sack} + \text{wives} + \text{sack} + \text{man} + \text{wives} + \text{cat} + \text{man})^2 (\text{wives} + \text{kitten} + \text{wives}) \right] + (\text{cats} - \text{wives} + \text{sack} + \text{man} + \text{cat}) \right]$$

$$\left[\text{kitten}^2 - \sqrt{\text{sack}} + \left[\text{cats} - \left(\frac{\text{kitten}}{\text{sack}^2} \right) \right] \right]$$

SITE 11: AHR\$ Saga Broadcast

FIND: This site is located at 5957 Kerry Lane and can be found by taking the 59th Ave exit southbound from the Loop 101. After passing Utopia Rd, take the next right onto W. Westcott Dr. At the T, turn right (northbound) onto 61st Ave and follow this road around the curve to Kerry Lane and #5957. The house will be on the south side of the street.

SOLVE: This site is interactive. The team arrives and finds a garbage bag with envelopes for each team. Inside the envelope is an equation based on the poem "St. Ives". The equation solves to the number "96.5." The team is to recognize that this is a radio frequency and tune the frequency on their car radio. A recording will be broadcasting which will give the phone number, 602-436-8736. The team is to then call the number and listen to the recorded message. The message will be the reading of a memo written by Al Kwoen relating a story about an AHR\$ fiasco while the song "Accidentally in Love" plays in the background. After the memo completes one will hear the cat from Shrek 2 hacking up a hairball. The team is to recognize that the song is from the movie Shrek 2.

The solution is the **movie Shrek 2** and the icon is the **number 2 with Ogre horns (Icon GGG)**.



SITE 12: Magnet Compass Problem

FIND: This site is located at 5198 W. Hartford Ave. Take the 51st Ave exit southbound from the Loop 101. After Grovers Ave, take the third right onto W. Hartford Dr. At the T, take a right onto 51st Dr. Take the first left onto W. Hartford Dr and follow this road to #5198. The house will be on the north side of the road.

SOLVE: This is an interactive site. The team arrives at the site where they find a board with numbers on it. There is also a tool box with a padlock on it. The Team should recognize that the symbol in the middle the board is a compass rose. This should lead them to know to use their compass to follow the path marked on the board. As they drag the compass along the path, it will indicate certain numbers in the correct order to open the combination padlock. Once opened, the toolbox reveals the seven dwarves from Snow White. A rebus icon for Snow White will be on the icon sheet.

The solution is **Snow White** with the icon of "**Snow + YT**" (**Icon Z**).



SITE 13: Three Little Pigs Acting

FIND: This site is located at 8632 W. Donald Drive (Van Hoy). From 83rd Ave and Deer Valley, go north to Donald Drive. Go west on Donald Drive to the last cul-de-sac. Turn north house is in the last cul-de-sac.

SOLVE: This site is interactive. Team arrives at the site where they will be given props consisting of a bundle of stick, and bundle of straw, three pig noses, and a wolf's nose. They will need to have their required item "the brick" with them to complete this interactive site. Or, the teams can rent a brick. The director will instruct the team to "improvise" a play of the Three Little Pigs. Once they have done so to the director's satisfaction, they will be given a piece of paper with the images of three bears: a grizzly bear, a Chicago Bear and Jack Nicklaus (also known as "The Golden Bear"). This will lead them to the solution of Goldilocks from "Goldilocks and the Three Bears." A rebus icon for Goldilocks will be on the icon sheet.

The solution is **Goldilocks** with icon of "**Gold + E + locks**" (**Icon W**).

Hunt Site 14 Verbose Maxims

Procedure


- Restate the 'verbose maxims' to reveal a scrambled word solution
- The maxims, in order are:
 - 1) Too many cooks spoil the broth.
 - 2) Look before you leap.
 - 3) Do not count your chickens before they hatch.
 - 4) A bird in the hand is worth two in the bush.
 - 5) Make hay while the sun shines.
 - 6) Money is the root of all evil.
- Unscramble letter to spell "The Little Mermaid."
- The Little Mermaid is a famous sculpture in Copenhagen
 - The subject of many pranks; most recently, on March 3, 2007, it was painted pink

HWOW

- Inhabitants of domiciles of vitreous formation, with lapidary fragments should never perform jactation.
- Eschew obfuscation.
- People in glass houses shouldn't throw stones.
- AZ Republic, March 4th, 2007, A3

Icon

- The Little Mermaid



SITE 14: Verbose Maxims Bag Clue

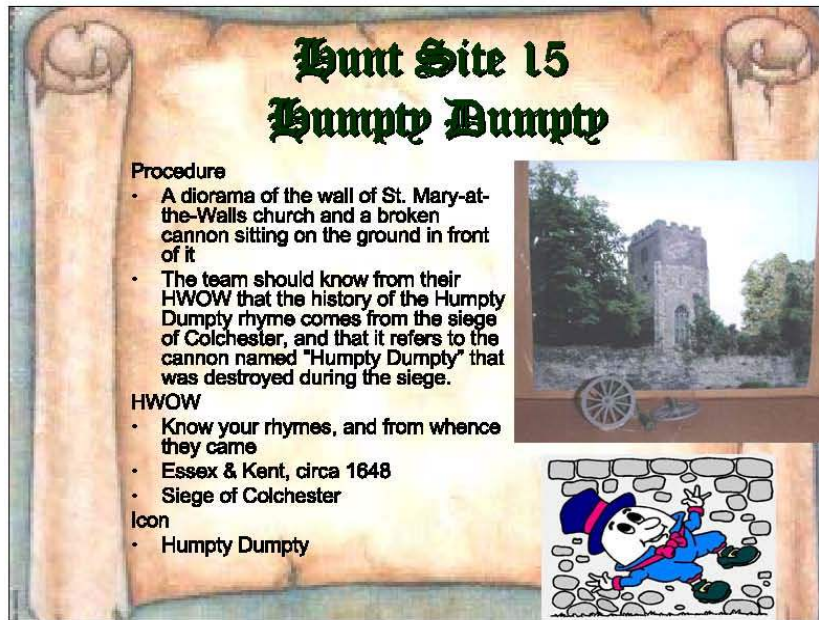
FIND This site is located at 19043 76th Ave (Williams Residence). From 75 Ave (north of Union Hills), go west onto Wescott. It will curve to the north and turn into 76th Ave. The house is on the west side of the street.

SOLVE This is a bag site. The team must restate the 'verbose maxims' to reveal a scrambled word solution. The maxims, in order are:

- 1) Too many cooks spoil the broth.
- 2) Look before you leap.
- 3) Do not count your chickens before they hatch.
- 4) A bird in the hand is worth two in the bush.
- 5) Make hay while the sun shines.
- 6) Money is the root of all evil.

By unscrambling the indicated letters, the team will spell out "The Little Mermaid." The Little Mermaid is a famous sculpture in Copenhagen that has been the subject of many pranks. Most recently, on March 3, 2007, it was painted pink.

The solution is the **statue of the Little Mermaid** in Copenhagen with icon of **the Little Mermaid (Icon BBB)**.



SITE 15: Humpty Dumpty

FIND: This site is located at 7625 W Kristal Way (DeWoody residence). From 75th Ave, go west on Utopia. Turn south on 77th Ave, which will curve and become Kristal Way. The site is in front of the house.

SOLVE: This site is a drive-by. The team arrives to see a diorama of the wall of St. Mary-at-the-Walls church and a broken cannon sitting on the ground in front of it. The team should know from their HWOW that the history of the Humpty Dumpty rhyme comes from the siege of Colchester, and that it refers to the cannon named "Humpty Dumpty" that was destroyed during the siege.

The solution is **Humpty Dumpty** with icon of **Humpty Dumpty (Icon MM)**.

Hunt Site 16 Magnet Drawer

Procedure


- Solve puzzle of the Island of Knights and Knaves
- Place knights and knave keys in correct locations to open box
- Retrieve copy of old British nursery rhyme and solve for missing word

HWOW

- Able was I ere I saw Elba
- "Tête d'Armée!"
- He was so feared that they wrote a Nursery Rhyme about him to frighten naughty little children
- What is interesting about Raymond Smullyan's Island of Knights and Knaves?
- Napoleon Dynamite sound bite

Icon

- Napoleon



SITE 16: Magnet Drawer

FIND: This site is located at 21530 N 68th Drive (Ratcliffe). From 67th Ave, go west onto W. Melinda Ln. Turn south onto N. 67th Dr, then west onto W Abraham Lane. Go north onto N 68th Dr. The house is on the west side of the street. The site is in front of the house.

SOLVE: This site is interactive. Team arrives at the site where they find a locked box with Rod, Pat & Dave's names on it. There are also several "keys" with pictures of knights and knaves on them. There is also a puzzle next to the box that describes how to figure out which key goes in which lock.

The teams must realize that they have been presented with the type of puzzle made famous by Raymond Smullyan. It's an "Island of Knights and Knaves" puzzle. It is important to know that Knights ALWAYS tell the truth, and Knaves ALWAYS lie. Thus it is common knowledge that no one will ever say "I am a knave." on the Island of Knights and Knaves.

The key, therefore, is knowing that when Dave says "He says he is a knight, he is and so am I", you know that Dave is telling the truth. If he was lying, he would have had to have said, "Pat said he is a knave." Therefore, Dave is a knight, Pat is a knight, and Rod is a knave. Once the drawer is unlocked, the team will find a nursery rhyme in the drawer. The nursery rhyme is an old British one used to scare little children into behaving for fear of being eaten by Napoleon.

The solution is **Napoleon**. The icon is **Napoleon Dynamite minus Dynamite (Icon C)**.

Hunt Site 17

Jigsaw Mirror Box

Procedure

- Assemble the jigsaw puzzle to find the lock combination
- Open the box to find the message under the flap "Reflect on what you need" referring to the use of a mirror
- Read the "Raven" by Poe and statement saying what else did he write
- Solve for Diddle

HWOW

- Biped without feathers (Sol = Diddle, Poem by E.A. Poe)
- This word is properly spelt
- Daguerreotype (Sol = reference to Poe)
- http://www.youtube.com/watch?v=lk_2h-FYUHK&euri (Sol = YouTube video – The Raven)
- Considered as one of the exact sciences

Icon

- Cat & Fiddle



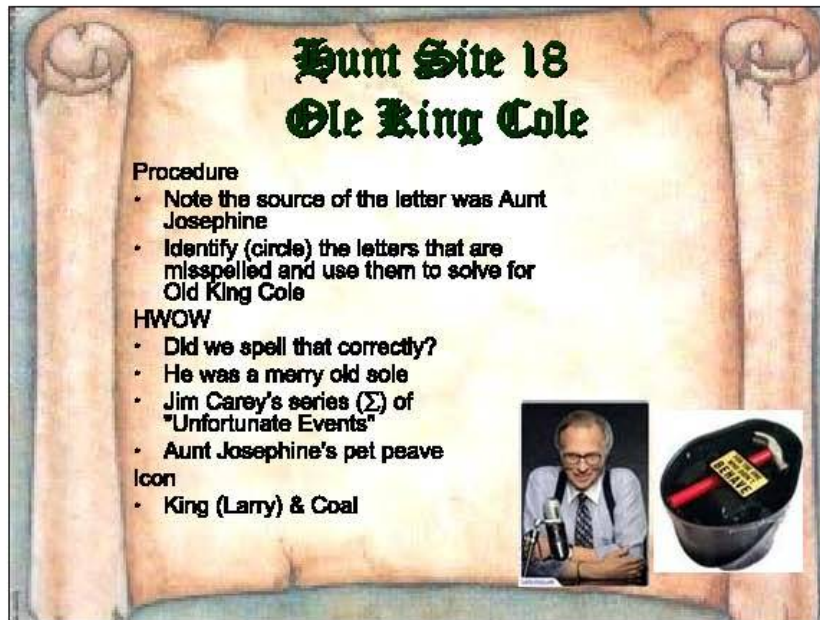


SITE 17: Jigsaw Puzzle Box

FIND: This site is located at 8540 W. Westcott Dr, Peoria. It can be found by taking the Union Hills exit westbound from the Loop 101. Follow Union Hills to Country Club Parkway and turn right (northbound). Take the second right onto W. Village Parkway. Take the first right onto Kimberly Way and then the first left onto W. Westcott Dr to #8540. The house will be on the north (left) side of the road.

SOLVE: This site is interactive. The team will arrive to find a box with holes in one side, a hinged door with a combination lock and a shelf of chicken wire with puzzle pieces on it. The top will be covered with chicken wire to prevent the puzzle pieces from being removed. The team is to insert hands into the top holes and put the puzzle together. After the puzzle is assembled, the combination to the lock will be visible on the puzzle. When the lock is removed and the door opened, a wooden flap will be visible on the back wall of the box. Under the flap will be the words "Reflect on what you need." The team is to realize that they need to use a mirror to look at the underside of the puzzle. The underside of the puzzle will have the words to the poem "The Raven," a picture of a Raven and the words "What else did he write?" The team is to recognize that this is referring to Edgar Allen Poe and that he also wrote a poem called "Diddle" about the nursery rhyme "Hey Diddle Diddle."

The solution is "Hey Diddle Diddle, the Cat and the Fiddle" with icon of a cat playing a fiddle (Icon V).



SITE 18: Old King Cole Cipher Puzzle

FIND: This site is located at 6529 El Cortez Place (Baud). From 67th Ave, go east onto W. El Cortez Place. The home is on the south side of the street.

SOLVE: This is a bag site. The team is presented with what appears to be just a story about the little red hen but really, they must understand that this is the same kind of Cipher puzzle that Aunt Josephine left in her "suicide note" in the Lemony Snicket books that the children used to figure out that she wasn't really dead but was hiding in the Curdled Cave along the shore of Lake Lachrymose. There is a return address from Aunt Josephine in the Town of Lake Lachrymose to clue the team in to the nature of this puzzle.

If the teams circle the misspelled letters in the Little Red Hen story and write them down in the blanks below the story, they will reveal the next icon clue which is "Old King Cole."

The solution is **Old King Cole** with icon of "old" **Larry King** + a **bucket of coal** symbol (Icon T).

Hunt Site 19 Vellum Overlay

Procedure



- Identical binders containing multiple transparencies that have unreadable top halves of some text printed on them
- Team needs to recognize that they have the bottom half of the text to one of these transparencies in their bag
- Overlay the transparency on their half of the text to make the two correct pages come together to spell out recognizable words
- The "recognizable words" are really the following gibberish:
 - 'Twas brillig, and the slithy toves
 - Did gyre and gimble in the wabe:
 - All mimsy were the borogoves,
 - And the mome raths outgrabe.
- The gibberish words are from a poem in the book, "Through the Looking Glass." It is, however, a famous poem called "The Jabberwocky"

HWOW

- 2598 Laine St. Monterey, CA (Sol - Jabberwocky Bed and Breakfast)
- That isn't a dragon!

Icon

- The Jabberwocky

SITE 19: Vellum Overlay Puzzle

FIND: This site is located at 5214 W Alameda Rd (Nyhus). From Pinnacle Peak Rd, go north on 51st Ave, then west on W Alameda Rd. The house is on the north side of the street. The site is in the driveway.

SOLVE: This site is interactive. Team arrives to find a table with two identical binders containing multiple transparencies that have the unreadable top halves of some text printed on them. The Team needs to recognize that they have the bottom half of the text to one of these transparencies in their bag. They must overlay the transparency on their half of the text to make the two correct pages come together to spell out recognizable words.

Unfortunately, once the team finds the correct page that matches up with the page from their bag they will see that these "recognizable words" are really the following gibberish words:

'Twas brillig, and the slithy toves
Did gyre and gimble in the wabe:
All mimsy were the borogoves,
And the mome raths outgrabe.

The gibberish words are from a poem in the book, "Through the Looking Glass." It is, however, a famous poem called "the Jabberwocky." So, the team should recognize that the icon of the Jabberwock is their next destination.

The solution is **Jabberwocky** with icon of **the Jabberwock creature symbol (Icon DD)**.

Hunt Site 20 μ -Device

Procedure



- Team finds a device at the bottom of the pool
- Recognize the μ device is to be used to retrieve it
- Use the twine provided to μ -neuver the μ device
- Note the Images of Jupiter on the device from the pool
- Solve for the Bee and Jupiter

HWOW

- Evil wishes come home to roost. Sol = moral to The Bee and Jupiter fable.
- Alas, the cow did sink when thrown into the drink. (Sol = μ device will sink if dropped into the pool.)

Icon

- Bee

SITE 20: Mu Device

FIND: This site is located at 5355 W Creedance Blvd (Huebschman) and can be found by taking Pinnacle Peak Rd westbound past 51st Ave. Take the next right (northbound) onto 53rd Ave. Take the second left off of 53rd Ave onto Creedance Blvd. Follow this road to #5355 on the south side of the road.

SOLVE: This site is interactive. The team arrives to find a device sitting at the bottom of the pool. The team is to recognize that they need to retrieve it using the Mu device, guided by two lengths of twine, held by two or four people. The twine will be in the bag and will need to be cut in half. After retrieving the device from the pool, the team will need to look into the hole of the T on the column and see two pictures of Jupiter, one a planet and the other an image of the god. The team is to recognize this as part of the title of Aesop's fable, The Bee and Jupiter. The solution is **The Bee and Jupiter** with icon of **the Bee (Icon NN)**.

Hunt Site 21 Triangulate the Clue

Procedure

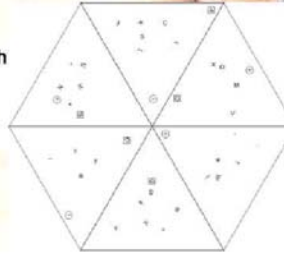

- Cut the hexagon into 6 triangles
- Punch out the circles in five of the triangles with hole punch
- Putting one triangle on top of another aligns holes with letters
- Find five letters: GAEUG
- Solve for AU EGG

Hints

- All mixed up? You shouldn't be. The answer is elementary.
- OfficeMax 0 11491 99298 9 (hole punch)
- Triangulate your clue.
- What did Jack take that didn't belong to him?
- Know your Jacks

Icon

- Singing harp

SITE 21: Triangulate the Clue

FIND: The site is located at 25645 N. Lawler Loop. Heading east on Happy Valley Road, turn north onto 43rd Ave and continue on to Stetson Hills Loop. Turn left onto N. Deem Hills Parkway. Turn left onto W. Range Mule Road. Turn right at the "T" onto N. Moon Blossum Lane. Turn right onto W. Lawler Loop. Follow the street, which will bend around to N. Lawler Loop. The site is at #25645 on the right side of the road.

SOLVE: This is a bag clue. The team will see a puzzle with a hexagon filled with letters and circles. The hexagon is split into 6 triangles. There are 5 blanks (_ _ _) at the bottom of the page.

The team needs to cut the hexagon into 6 triangles. Taking the hole-punch they should have found from a HWOW, they will punch out the circles in five of the triangles. Putting one triangle on top of another, they will then line the holes up with the letters on the lower triangle. Using this technique, they will find five letters: GAEUG.

Arranging the 5 into the blanks, they should spell out: AU EGG. This is the "Gold Egg" from Jack and the beanstalk.

The solution is **Jack and the Beanstalk** with icon of the **singing harp** from that story (**Icon B**).

Treasure Hunt Sites - Voting Results:

Site	Site Description	# of 1st Place Votes	# of 2nd Place Votes	# of 3rd Place Votes	Number of "Florist Grumpy" Votes	TH2007 Site Ranking
2	Jack and Jill	5	2			31
12	Magnet Compass	4	1	4		27
1	Rapunzel	3	2	4	1	23
3	Little Red Riding Hood	2	2	2		18
20	Mu Device	2	2	1		17
17	Jigsaw Puzzle Box	3	1	2	2	16
7	Twister	1	2	2	2	9
10	Gingerbread House		3		1	7
13	Three Little Pigs	1		2		7
18	Old King Cole	1				5
6	Sudoku Puzzle	1	1		2	4
4	Delete Eight Letters		1			3
8	PVC Piping		2		2	2
9	Syllable Sayings			1		1
15	Humpty Dumpty					0
16	Magnet Drawer					0
5	Princess Bride			1	1	-1
21	Triangulate the Clue		1	1	3	-2
14	Verbose Maxims				1	-2
19	Vellum Overlay Puzzle			1	2	-3
11	AHRS Saga Broadcast		1		5	-7

Scoring:

1st Place Vote = 5 points

2nd Place Vote = 3 points

3rd Place Vote = 1 point

Florist Grumpy Vote = -2 points

One weakness emerges in the Hunt each year. It seems that each year we have one Clue which seems to have been developed under some state of madness that cannot be explained. Hunter after Hunter reaches this Clue and eventually makes the call for help or drives off to icons undefined. These Clues seem to be unavoidable and have become a recognized part of the Hunt. At the awards ceremony, teams are asked to vote, and one Clue is recognized as the bomb, the stinker, the train wreck. This recognition is named after the first such Clue created in the 1995 Hunt - the Florist Grumpy Award! Yes, in an impossible stretch of imagination, the Hunter was to translate an image of Grumpy holding Flowers in a Florist window into ... Forrest Gump!

TH 2007 Overall Results:

Treasure Hunt 2007 Official Scoring Chart									
Rank	Team #	Team Name	Captain	Elapsed Time (minutes)	Solve Calls	Minutes Past 11:30pm	Adjusted Time	# of Site Reciepts	Missed Site Penalty
1	1	Where's Dave	Bob Coffeen	344	2		409	21	0
2	6	Crotchety Crusaders	Keith Pischke	356	2		451	20	30
3	13	Octogorgon	Iris Rundle	354	2		479	19	60
4	16	Six and the City	Mike Mead	351	2		506	18	90
5	9	Happily Ever After	Michael Lucia	356	2		516	17	120
6	8	Six Blind Mice	Jeff Shewmaker	354	3		529	18	90
7	22	Aussie Rules	John Morgan	346	4		530	18	90
8	2	A Long Knight	Steve Belle	355	1		539	16	150
9	24	Three Fairies & their Godmothers	Karl Tauscher	351	2		541	16	150
10	7	Mike and the L3's	Mike Kroeger	350	3		544	17	120
11	11	Six Little Pigs Lost in Wonderland	Shelly Fendly	355	3		560	17	120
12	18	Average Intelligence	Doug Kapler	351	5		566	18	90
13	19	Clueless	Bob Olson	351	2		571	15	180
14	4	Klingons Arouond Uranus	Ed Summers	369	0	9	594	15	180
15	14	Calico Jack's Crew	Tina Kontos	362	1	2	602	14	210
16	15	Yellow Squids	Eric Olson	350	5		637	15	180
17	10	It's Just a Flesh Wound	Tim Bartz	355	5		672	14	210
18	23	Pirate Princesses	Maureen DeGrose	345	2		680	12	270
19	27	TH Neophytes	Mike Sicz	359	2		683	12	270
20	3	Half Mac	Corey Schrogen	346	7		691	15	180
21	5	Wandering Band of Fools	Julie Novalesi	345	6		772	11	300
22	25	For Fun	Melanie Merrill	347	3		774	9	360
23	26	Chest Chasers	Ray Given	360	2		785	9	360
24	21	Fagawi	Anne Bogensberger	340	3		815	8	390

2007 Trophies:



Special "Thanks" to Janet Brunzman for her wonderful craftsmanship on our 2007 Trophies. Each is hand made from scratch for our winners this year. She was also responsible for building several of our Site items.

2007 Honeywell Treasure Hunt Winners

1st Place - Where's Dave?

- Bob Coffeen
- Will Klemovage
- Paul D'Mura
- Jamey Geer
- Julie Mirsky
- Marc Mirsky



2nd Place - Crotchety Crusaders

- Keith Pischke
- Ed Skutecki
- Bob Bowie
- Doug Endrud
- Dave Harshberger
- Marion Netherton



3rd Place - Octogorgon

- Iris Rundle
- Marc Gantenbein
- Rich Wendlandt
- Carlos Gameros
- Pete Daniel
- Mark Snyder



Last Place - Fugawi

- Anne Bogensberger
- Erik Bogensberger
- Jared Kipp
- Ziad Atallah



The 2007 Treasure Hunt Committee



The 2006 Winning Team/TH2007 Committee

Rod & Pamela Kennan, Bob & Beth Brunsman, Al Diamant, Amy Pongrantz

A Special Thanks goes to Pat Scott. This has been his last year as Chairman, Mentor, Guru and Keeper of the Flame for our Treasure Hunt. His dedication and patience in guiding each of our Committees through the Hunt preparation process each year has gone above and beyond the call of duty. He has plenty of stories to tell over the years. "There we were, at 0900 the night before the Hunt, when we found out the gadget didn't work...!".

Though he's retiring from Committee work, he plans to quickly break out his compass, flashlight and brick to return to active Hunting. So the rest of us better make way!

Thank you Pat!! And Good Luck in 2008!!

Honeywell Treasure Hunt – Past Winners

1995 Inaugural Committee:

Pat & Marilyn Scott, Dave & Maureen DeGrose, Don & Angie Crist, Joe & Ginny Kramer, Greg & Nancy Schauder and Alan & Donna Metzger

Hunt Themes and Winners:


Year	Theme	Winners
1995	Movies	Bob & Lisa Doyle, Brent & Leta Abbott, Jack Howell, Roger Paulson
1996	Cartoons	Susan Laux, Ian Guistino, Joe & Mary Smith, Jef Sloat, Patty Warren
1997	Spies	Larry & Sheryl Clark, John Dewane, Doug & Doni Endrud, Bill Unternaehrer
1998	Westerns	Eric & Koddie Becker, Carl & Kathy Esposito, Greg & Nancie Schauder, Ken & Manette Snodgrass
1999	Horror	Jeff & Kim Cathey, Rick & Lora Ridenour, and Karl & Tracy Tauscher
2000	Comedy	David & Edna Day, Jeff & Mary Shewmaker, Nash Khattier and Dana Day
2001	Space / Future	Chris & Anne McKenna, Carl & Kathy Esposito, Greg & Nancie Schauder, and Ken Snodgrass
2002	Crime & Punishment	Butch Hungerford, Mary Van Hoy, Jeff & Mary Zalewski, Scott Mouser, Sandy Scoles
2003	Spies	Tina Kontos, David Nations, Dave Hardy, Eric Olson, Christine Lindley, Tom Kreusch
2004	Animals	Dave & Maureen DeGrose, Bob & Kathy Coffeen, Will Klemovage, Paul D'Mura, Julie Mirsky
2005	Games	Paul & Barb Drake, Chris & Susan Eaton, John & Carol Coughlin
2006	Foods of the World	Rod & Pamela Kennan, Bob & Beth Brunsman, Al Diamant, Amy Pongrantz
2007	Fairy Tales	??? – Will It be you!

Thanks to our 2007 Sponsors!!



LoneStar Steakhouse - 56th & Bell Rd

3 certificates - each good for 2 free lunches
 Punch card - 5 punches and the 6th (lunch) entrée is free
 Monday evenings all-you-can-eat ribs
 Tuesday evenings ad Sat till 4 pm "Kids eat free" - 2 kids meals w/ each adult entrée purchased
 Happy Hour 11-6 daily



Certificate - All-Day Admission & Gear for up to 4 people
 Climbs for all ages and experience levels
 Indoor climbing park
 Caters to birthday parties, team building and fundraising
 Group Discounts
 Summer Camps - register now
 2 locations - I-17 / Pinnacle Peak and Estrella Mountain



Certificate for 2 nights in a 1 bedroom Suite



I-17 & Happy Valley Rd

2 certificates for 2 free meals each
 Home of the Smiling Burger - honest to goodness ingredients
 in family friendly environment
 Reaching out into the community thru athletic sponsorships,
 Reading with Red program and MVP Certificates for schools
 and sports teams
 25+ burgers w/ unlimited combinations and "Bottomless
 French Fries", salads, appetizers and full bar
 Bring the kids to visit Red - every Saturday from noon - 2pm
 and Tuesday evenings from 6-8 pm



Hooters Arrowhead - 83rd Ave & Bell

\$20 gift certificates (2 @ \$10 each)
 Honeywell discount all day everyday
 Sat "Kids eat free"
 Happy Hour M-F 3-6pm ½ price appetizers and \$2 domestic pints and house wine

Hooters Bell Canyon - 27th Ave & Bell

\$50 gift cards (2 cards @ \$25 each) and 2 calendars
 20% Honeywell discount avail all the time
 Wednesday is Ladies Day - 25% discount for all food and merchandise for the ladies
 Happy Hour M-F 3-6pm and 10-close ½ price appetizers and \$2 domestic pints
 Lunch punch cards - buy 8 entrees and get the next one free
 - Double Punches on Mondays

